

STRADA



**MITSUBISHI
MOTORS**

Drive your Ambition



STRADA ATHLETE





• NEW Two-tone Leather Seats • Touchscreen Multimedia Entertainment System with GPS Navigation and Reverse Camera • Dual Zone Automatic Climate Control System (Athlete 4WD) • 8-Way Power Adjustable Driver's Seat (Athlete 4WD)



Super Select 4WD-II Electronic Dial Selector



2H (rear wheel drive)
Shift into rear-wheel drive for cruising down the highway or going across town.



4HLc (4WD high range with locked center differential)
In rugged or slippery conditions, the 4HLc mode distributes power equally to all four wheels for off-road excitement with a steady sense of control.



4H (4WD high range 40:60 front/rear torque split)
Gives you greater control and added traction for highway cruising and slippery roads.



4LLc (4WD low range with locked center differential)
Gives the power you need to slog through rough terrains and mud.

Off-Road Mode Traction Control
The different modes optimize the engine power transmission and braking force for each situation to maximize off-road performance.



Now made even bolder and sportier with new design accents that match its robust performance:

- 2nd-Generation Dynamic Shield Concept Fascia
- Black Roof
- Black Radiator Grille
- Black Alloy Wheels
- Body Graphics
- Styling Bar with Bed Liner (Dealer Equipped)
- Black Rear Bumper
- Black Tailgate Grip



Robust Performance

(4N15) 2.4L 4 In-line DOHC
16-Valve Clean Diesel with
Variable Geometry Turbo [VGT]
and Mitsubishi Innovative Valve
timing Electronic Control
[MIVEC] Technology



- Max. power: 181 Ps @3,500 rpm
- Max. torque: 430 Nm @2,500 rpm



- 6-speed automatic with Sport Mode
- Magnesium alloy paddle shifters
- Cruise Control



6-speed manual



Easy Select 4WD Electronic Dial Selector (GLS 4WD M/T)



2H (2WD High Range)

When you're just cruising down the highway or just going across town, 2H mode shifts you into rear-wheel drive for fuel-efficient performance.



4H (4WD High Range)

When the weather turns bad and the roads get rough, switch to 4H mode for added traction. The front/rear torque split adjusts to 40:60 to give you greater control for high-speed driving.



4LLc (4WD Low Range with Locked Center Differential)

Switch to 4LLc when you need all the power to slog through the roughest terrain... even the stickiest mud.



Leather-wrapped steering wheel with magnesium alloy paddle shifters, audio & cruise controls

STRADA

Whenever the terrain needs to be tamed, the Mitsubishi Strada is ready to jump into the action with reliable 4WD performance that goes beyond tough.



Impressive Comfort




Spacious Legroom



Touchscreen Multimedia Entertainment System with GPS Navigation and Reverse Camera



Seat with impressive support



8-way Power Adjustable Driver's Seat (Athlete 4WD)



Start/Stop engine button and Keyless Operation System [KOS] (Athlete/GLS)

Dynamic Style



• 2nd-Generation Dynamic Shield Concept Fascia
• LED Daytime Running Lights [DRL] and headlights with halogen fog lamps (Athlete, GLS 4WD MT)



LED rear combination lamps with fog lamps

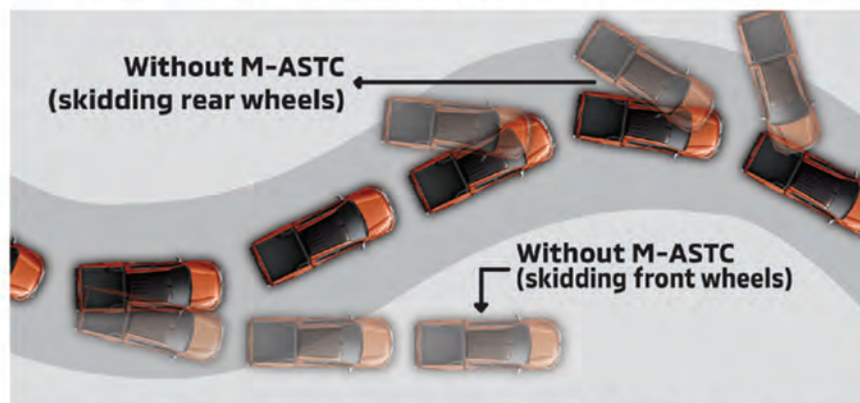


The J-line design is a clever engineering design made to shorten the wheelbase and maximize interior space



18" black alloy wheels with 265/60/18 tires (Athlete, GLS)

Ingenious Safety

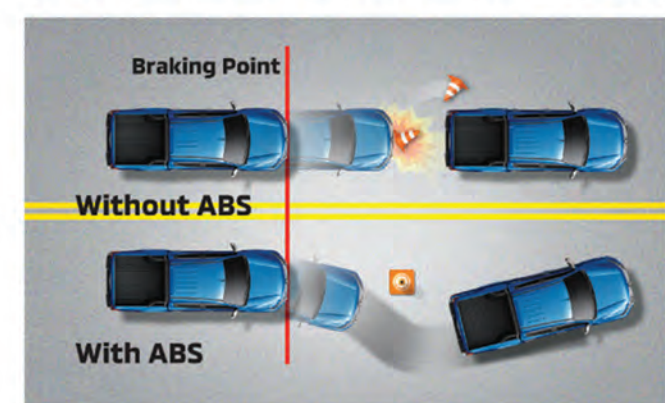


Mitsubishi Active Stability and Traction Control [M-ASTC]

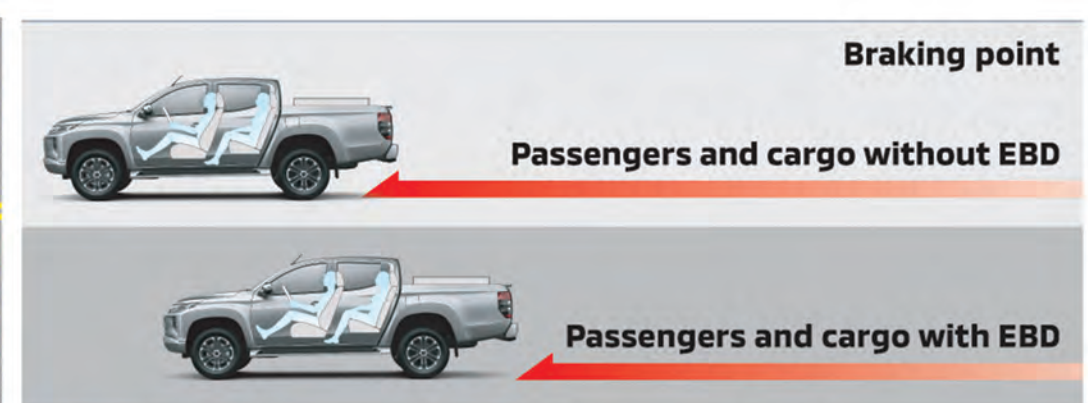


Forward Collision Mitigation System [FCM] (Athlete 4WD)

All-Around Protection



Anti-Lock Braking System [ABS] - Equipped with Electronic Brakeforce Distribution [EBD]



Ultrasonic Misacceleration Mitigation System [UMS] (Athlete 4WD)



Hill Descent Control [HDC] (Athlete 4WD)



Hill Start Assist [HSA]



7 SRS Airbags (Athlete 4WD)



Reverse Camera



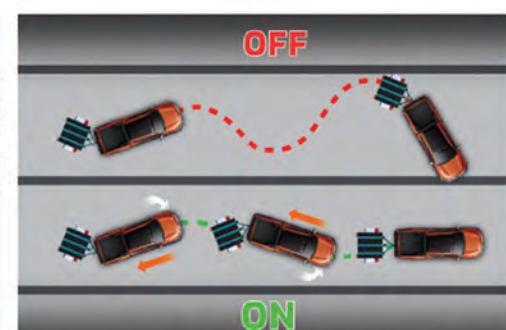
Auto High-Beam (Athlete 4WD)



Blind Spot Warning System [BSW] with Lane Change Assist [LCA] (Athlete 4WD)



Rear Cross Traffic Alert [RCTA] (Athlete 4WD)



Trailer Stability Assist [TSA]

Genuine Accessories



Front Bumper Garnish-Black MZ331339 / Gray MZ331334



Hood Protector-MZ331342

STRADA		ATHLETE 4WD A/T	ATHLETE 2WD A/T	GLS 4WD M/T	GLS 2WD A/T	GLS 2WD M/T	GLX PLUS 2WD M/T
GENERAL SPECIFICATIONS							
Overall Length	mm				5,305		
Overall Width	mm				1,815		
Overall Height	mm				1,795		
Wheelbase	mm				3,000		
Min. Ground Clearance	mm				220		
Tread (Front/Rear)	mm				1,520 / 1,515		
Gross Vehicle Weight	kg	2,870	2,760	2,870	2,760		
Fuel Tank Capacity	L				75		
Min. Turning Radius	m				5.9		
ENGINE							
Model and Type	(4N15) 2.4L 4 In-line DOHC 16-Valve Clean Diesel with VGT and MIVEC						
Fuel System	Electrical Fuel Injection (Common Rail)						
Max. Power	Ps/rpm				181 / 3,500		
Max. Torque	Nm/rpm				430 / 2,500		
TRANSMISSION							
Type	Super Select 4WD-II	6-Speed	Easy Select 4WD				6-Speed
TIRES AND WHEELS							
Tires				265 / 60 / R18			245 / 65 / R17
Wheels	18" x 7.5J Black Alloy			18" x 7.5J Two-Tone Alloy			17" x 7.5J Two-Tone Alloy
BRAKES							
Front	Ventilated Discs						
Rear	Leading and Trailing Drums						
SUSPENSION							
Front	Independent Wishbone, Coil Springs						
Rear	Rigid Elliptic Leaf Springs						
STEERING							
Gear Type	Rack and Pinion						
Power Steering	Equipped						
Steering Wheel	4-Spoke Leather-Wrapped with Orange Stitching			4-Spoke Leather-Wrapped			4-Spoke Urethane
AUDIO SYSTEM							
Speakers				6 (Including 2 Tweeters)			4
Antenna	Roof Mounted						
Type	7" Touchscreen with Mirror Link Feature, Bluetooth connectivity, Aux-in, USB						
SAFETY							
Seatbelts	Front	3 pt. ELR with Double Pretensioner (Driver) Single (Passenger) with Force Limiter and Adjustable Anchor x 2		3 pt. ELR with Pretensioner, Force Limiter Function, and Adjustable Anchor x 2			
	Rear	3 pt. ELR x 3					

STRADA COLOR OPTIONS



Sunflare Orange Pearl



White Diamond



Jet Black Mica



White Diamond



Graphite Gray Metallic



Jet Black Mica



Sterling Silver Metallic



Red Solid

STRADA ATHLETE

BF12020006 © Mitsubishi Motors Philippines Corporation

MitsubishiMotorsPH

@mitsubishimotorsph

Mitsubishi Motors Philippines
www.mitsubishi-motors.com.ph

MITSUBISHI MOTORS
Drive your Ambition



RALLI ART **IS BACK**

**THE RALLIART SPIRIT LIVES ON IN THE NEXT GENERATION
OF MITSUBISHI VEHICLES. CHECK OUT THE STRADA GLS
WEARING THE LEGENDARY STRIPES.**



STRADA GLS
RALLI ART

FRONT UNDER GARNISH



SIDE DECALS



BED LINER W/ RALLIART LOGO



FLOOR MAT W/ RALLIART LOGO



MUD FLAPS



DESIGNED TO EXCITE AND INSPIRE YOUR PASSION

The special edition Ralliart components on the Strada GLS Ralliart proudly highlight Mitsubishi's rich legacy in rally motorsports.

RALLI  ART